



MT45 MT55

THE ROUTE STAR Walk-In Van



**MORGAN
OLSON**



Full Translucent Roof



Twin Skylight Roof



Center Skylight Roof

STANDARD FEATURES


- Durable, long-lasting, aluminum body
- Extruded aluminum floor w/ 10" wheel boxes
- Lift-up aluminum hood
- LED clearance and marker lights
- Interior sliding cab doors
- Sliding sash windows on R/L doors
- High-back cloth driver seat with lumbar support
- 48,000 BTU heater/defroster with recirculation function
- 8" deep steel bumper with diamond plate surface
- Exterior dual head mirrors
- Cab and (1) cargo dome light with switch on dash
- Incandescent lights recessed in kick plate
- Halogen headlights
- Mudflaps
- Twin 19" rear swing doors
- Solid aluminum roof
- Body undercoating
- Single stage exterior white paint

AVAILABLE OPTIONS

- Cab Air Conditioning
- AM/FM radio
- Safe-Driver Cockpit Console with touch screen
- Aluminum bulkhead with Center sliding door
- Door-less driver
- 12v power source on dash
- Jump Seat (removable or bulkhead mounted)
- Additional passenger seat options
- Power and manual roof vents
- Additional Cab and Cargo dome lights
- Exterior LED stop, turn and back-up lights
- E track on cargo area walls
- Safety Tread for cargo, cab and steps
- Acoustical Floor Matting
- Sound deadening carpet
- various rear bumpers styles & choices
- Ramps & Liftgates
- Back-up Cameras * sensing devices

WALK-IN VAN CUSTOMERS

- Delivery Companies
- Baking & Snack Food
- Textile Rental / Laundry Services
- Public Utilities & Municipalities
- Newspaper Companies
- Contractors & Plumbers
- Schools & Universities
- Ice Cream & Food Trucks
- Police & Fire Departments
- Soft Water Conditioning
- Exterminators
- Parts / Tool Suppliers
- Vending & Coffee Services
- Nurseries & Landscaping
- Catering and many more!




Safety Tread & Safety Entrance Handrail with 3-tier bookcase style shelving



Safety non-slip floor with Twin Uniform Hangers and convenient 4-tier storage shelves



Folding Aluminum Shelves with Adjustable Stiffeners



Our Most Popular Package Delivery Folding Shelves Option



Storage Bins with E-Track

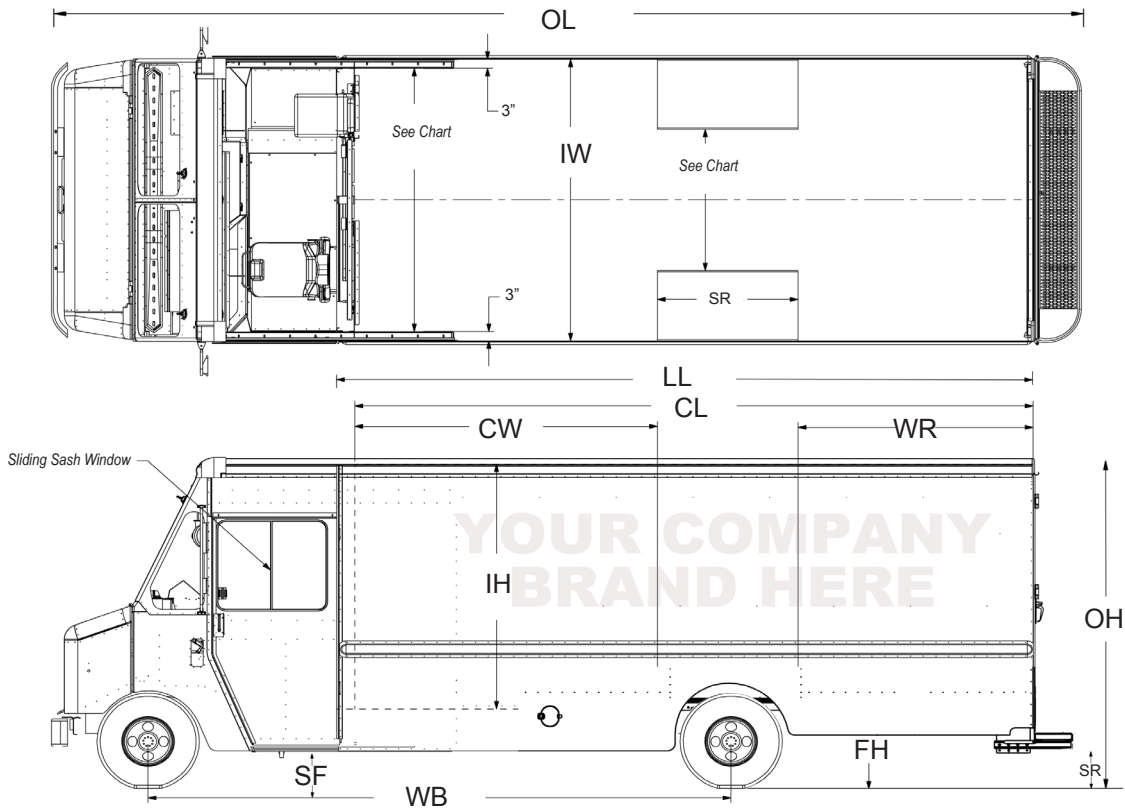


Optional Lift Gate and Ramps

Additional Information
WWW.MORGANOLSON.COM



MT45/MT55



The FCCC MT45 MT55 / Route Star Walk-In Van Chassis / Body Specs

Chassis		MT45	MT45/MT55				MT45/MT55		MT45/MT55				
Wheelbase	WB	138"	158"				178"		190"	208"		218"	
G V W R		MT45 14,140 lbs. - 19,500 lbs. / MT55 20,500 lbs. - 30,000 lbs.											
Body Length		12'	14'	15'	16'	16'	18'	18'	20'	22'	20'	22'	
Front of Cargo Floor to Rear Panel	LL	154.5"	178.5"	198.5"	202.5"	202.5"	226.5"	226.5"	250.5"	274.5"	250.5"	274.5"	
Cargo Space Length (w Bulkhead)	CL	144"	168"	180"	192"	192"	216"	216"	240"	264"	240"	264"	
Interior Width		93"											
Interior Height	IH	81"/85"								85"			
Bulkhead to Wheel Well	CW	60.75"	80.75"				100.75"		112.75"	130.75"		140.75"	
Wheel Box Length		44"				44"		44"					
Back of Wheel Box to Rear Wall	WR	39.25"	43.25"	55.25"	67.25"	47.25"	71.25"	59.25"	65.25"	89.25"	55.25"	79.25"	
Width Between Wheel Wells		41"				41"		41"					
Step Height at Cab**	SF	17.5"/ 19.5"				17.5"/ 19.5"		17.5"/ 19.5"					
Step Height at Rear **	SR	20"				20"		20"					
Floor Height **	FH	33" - 37"				33" - 37"		33" - 37"					
Overall Length**	OL	256"	280"	292"	304"	304"	328"	328"	352"	376"	352"	376"	
Floor Height **	FH	33" - 37"				33" - 37"		33" - 37"					
Overall Length **	OL	280"	292"	304"	304"	328"	328"	352"	376"	352"	376"		
Overall Height **	OH	116-120" (81" Interior) / 120-124" (85" Interior)											

** Dimensions may vary with additional chassis & body options and/or from model year to model year